FLAAR Trade Show Reports

July 2015

3D RAPID PROTOTYPING
3D Printers &
3D APPLICATIONS

at APPPEXPO 2015

Nicholas Hellmuth and Maria Jose Garcia
Graphic Design and Layout by Marina Windevoxhel

CONTENTS

*All items on this list are hotlinks

In the aisle of one of the many halls of APPPEXPO 2015.

INTRODUCTION

Cost of 3D Equipment has dropped in last three years

The long-term goal of entry-level 3D machines is to have their 3D systems as cheap as a microwave oven or desktop printer. The goal is that every house and all offices should have their own 3D printer, the same way we have microwave ovens and desktop printers in both home and office. So having printers developed and Made in China is the obvious solution to lowering the price.

3D Rapid prototyping has been improving throughout the years. In the future it is supposed to be accessible for everyone who wants to have a 3D rapid prototyping printer: just like a regular home printer. Prices are relatively accessible for everyone and even though the final output of the pieces you can print aren't very refined (for entry level machines), you can basically print whatever you want or whatever your imagination can model in a 3D software.

Range of printable materials is improving as well

Although 3D printers are getting cheaper, there is still the cost of the material that is deposited, or material which is printed (or material which is removed). So initial cost of the printer is only the first step (sort of like the cost of toner or ink for a desktop or home printer for e-mails, etc).

For example, this year at APPPEXPO 2015 in Shanghai we were able to see a few prototyping printers, all using a polymer called PLA (Polylactic acid). The reason brands are using this type of thermoplastic other than for its chemical properties, is that it is a biodegradable material, so it can be called eco-friendly and the waste of printing can be reused, saving money as well.

3D Software is easy for students and graphic designers but it may be a tough challenge for others to master.

If you are a graphic designer or a student who really likes the challenge of learning new software, there is plenty of user-friendly software out there. We hope that at future expos there are more booths devoted to this software. RAPID is one expo (in USA) where you can learn more about both 3D software in general and 3D scanning (to create a unique image to begin with).

You can also buy or download on the Internet some pieces that are already modeled in 3D software.

3D applications are not necessarily about 3D prototyping printers only. We mention it in this report for you to see how many things you can make with different materials and textures.

3D PRINTERS

EcubMaker





Jinka







Locor



Micolor



3D machines are best for 3D models of people, animals, cartoon characters, or architectural models. It is erroneous to say that "3D printers can produce 3D signage." So, although the jargon for any 3D prototyper is popularly "3D printer" these are not printers, do not use a printhead, and do not use ink or even a liquid.

3D printers do exist (which do use HP, Canon, or Ricoh print-heads). But 3D printers are only a small percent of 3D machines: most are 3D rapid prototypers, for making machine parts.

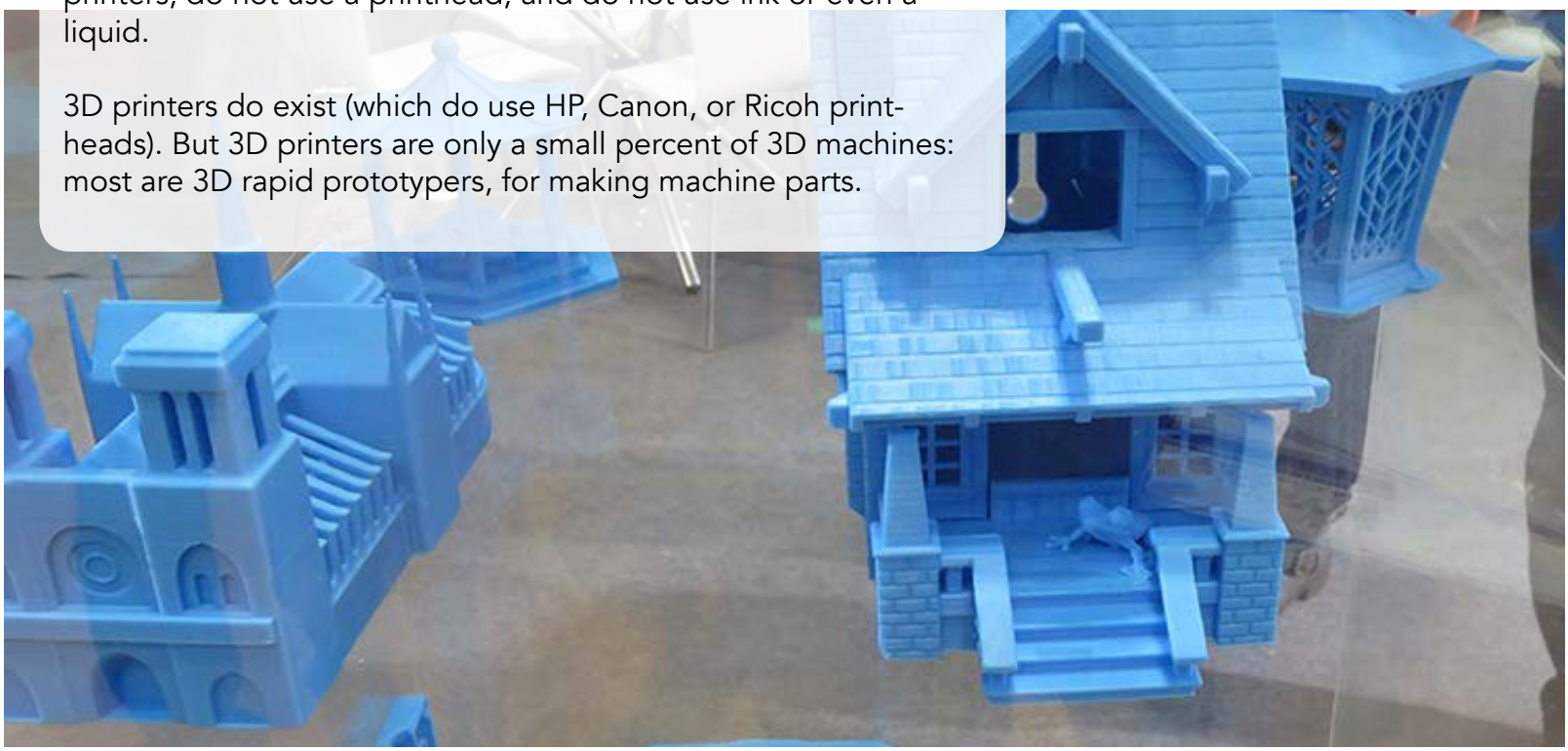

Mootoom





Nocai





Suke



3D APPLICATIONS

Simulated 3D Signage

You see images such as this in most modern movie theaters. It looks three-dimensional, but is just flat material (cleverly designed by good graphic designers).

This kind of signage is NOT produced by any "3D printer." A "3D printer" can do a miniature dinosaur at a few inches or few centimeters in height. But to do a several meter high dino (such as here), there is no normal 3D printer (yet) which is available for sign shops.

Jinhong

3D Lettering

Opal









This translucent plastic material is rarely shown in trade show exhibits, so it was nice to see this at APPPEXPO 2015 in Shanghai.

TPS

Woodpecker

This elephant is really well done; and the fence around him is a clever idea. But, you can also have all this in full-color (what you see here is the raw cardboard) with the color and texture of real wood; and the elephant in its grey or brown natural coloring.
We list the equipment in the FLAAR Report on 3D signage at FESPA 2015.

YongCheng Display



We explain what equipment is used for these sheep in the FLAAR Report on 3D signage at FESPA 2015.

NEW FESPA REPORT on 3D SIGNAGE at FESPA 2015 IN COLOGNE, GERMANY

We have been reviewing 3D printing technologies for over 11 years (we had 3D equipment while FLAAR was head of inkjet technology research facility at a university in Ohio). Now, in 2015 we are starting a new series on 3D printers, 3D signage, 3D equipment, and 3D software.

To get everything the next six months (now through December), there is only a one-time fee, $120.

All reports are in full-color.

Write FrontDesk "at" FLAAR.org so that we can send you these FESPA reports (written by Dr Nicholas Hellmuth, with photographs by Nicholas and the FLAAR staff who flew to Cologne, Germany with him).

There is also a special PDF illustrating Raised Relief Decoration Potential. You can order this together with the 3D FESPA report. You get everything for $120, plus you receive everything in the coming months (no extra cost).

Other Reports about 3D Printing, 3D Sofware and 3D Trade Shows







We look forward to seeing you at APPPEXPO 2016 in Shanghai!

This FLAAR Report is an example of the great variety of equipment for creating 3D *sculptures*. And, all these could have signage text on them as well.

So join us at APPPEXPO 2016 in friendly Shanghai to learn more about machines, and software, which can produce 3D images.

If you wish Dr Nicholas Hellmuth to lecture in your home town about 3D signage

We have lectured in South Africa, Dubai, and China!

Lecture can cover every single aspect of multi-dimensional printing and 3D signage. It can also include examples using CO2 laser engravers, CNC routers, and even Robotic cutters creating life-sized statues.

Dr Nicholas is fluent in Spanish, German, and English.

A round trip airfare, hotel, airport transfer plus a traditional speaker fee of $2500 is required. This fare takes into account the time and costs of travel, since it's an entire day to fly anywhere; another day to fly back; plus the day of the lecture.

FOLLOW US

This report has been licensed to Shanghai Modern International Exhibition Co., to distribute, since they are the organizers of APPPEXPO (Advertising, Print, Pack & Paper Expo), Shanghai. But this report has not been licensed to any printer manufacturer, distributor, dealer, sales rep, RIP company, media or ink company to distribute. So if you obtained this from any company, other than APPPEXPO, you have a pirated copy.

Also, since some reports are occasionally updated, if you got your version from somewhere else, it may be an obsolete edition. FLAAR reports are being updated all year long, and our comment on that product may have been revised positively or negatively as we learned more about the product form end users.

PLEASE NOTE

To obtain a legitimate copy, which you know is the complete report with nothing erased or changed, and hence a report with all the original description of pros and cons, please obtain your original and full report straight from www.large-format-printers.org or other web sites in our network such as www.wide-format-printers.net.
Your only assurance that you have a complete and authentic evaluation which describes all aspects of the product under consideration, benefits as well as deficiencies, is to obtain these reports directly from FLAAR, via the various sites in our network.

Visit us on facebook

FLAAR Reports

LinkedIn

Nicholas Hellmuth

twitter

FLAAR_Reports

Free Subscription